REVISIONS		
ISS	ZONE	DESCRIPTION\PER REQUEST\DATE

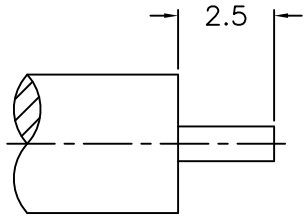

RECOMMENDED
CABLE STRIPPING DIM'S
（建議剝線尺寸）

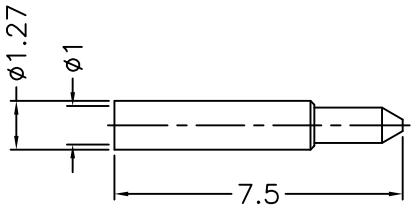

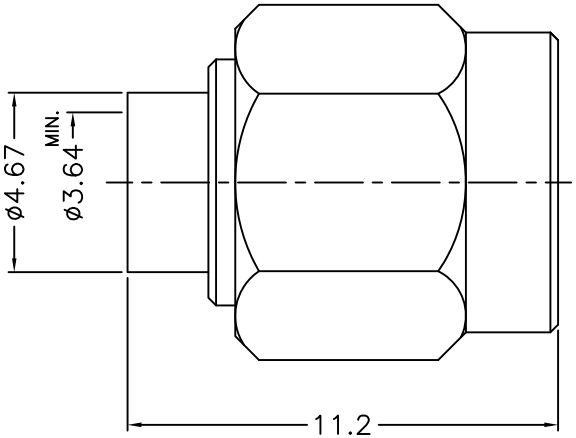

NOTES: FINISH (PLATING THICKNESS IN MICRO-INCHES)
1. BRASS
2. THIN GOLD OVER NICKEL PL. 50 MIN. THICK OVER COPPER PL. 50 MIN. THICK
3. GOLD PL. 3 MIN. THICK OVER NICKEL PL. 50 MIN. THICK OVER COPPER PL. 50 MIN. THICK
4. TEFLON

NO.	DESCRIPTION	MATERIAL	FINISH	Q'TY	DRAWING NO.
6	CONTACT PIN	NOTE 1	NOTE 3	1	1436-1181A1-6-1.0
5	INSULATOR	NOTE 4	NATURAL	1	1436-1181A1-5-50T
4	GASKET	SILICONE	RED	1	GS-43-60-06
3	RETAINER RING	SUS 303	NATURAL	1	1436-1000-4
2	BODY	NOTE 1	NOTE 2	1	1436-1181A3-2-29
1	SHELL	NOTE 1	NOTE 2	1	1436-1000-1

DIMENSIONS ARE IN MILLIMETERS
UNLESS OTHERWISE SPECIFIED TOLERANCES
0.5-6 = ±0.2
6-30 = ±0.4
30-120 = ±0.6
120-315 = ±1
315-1000 = ±1.6
1000-2000 = ±2.4

SCALE 5/1 | ISSUE A

PART NO.

APPROVED DATE 05-13-'14

CHECKED DATE 05-13-'14

DRAWN DATE 05-13-'14

G.L.I.

TITLE SMA DIRECT SOLDER PLUG (FOR .141 SEMI-RIGID, RG-402/U)

DRAWING NO. 1436-1181A3-29-50

FILE NO. R:\D\G\DWG\1436\1181A3\29\50