REVISIONS		
ISS	ZONE	DESCRIPTION\PER REQUEST\DATE

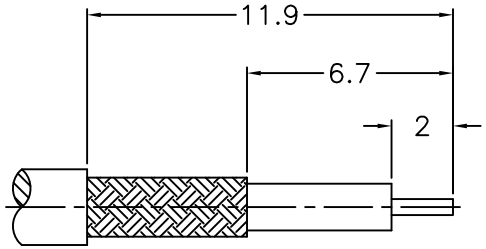

RECOMMENDED
CABLE STRIPPING DIM'S
（建議剝線尺寸）

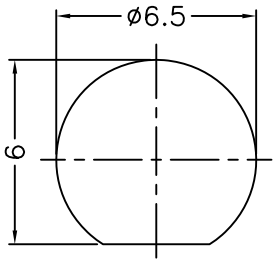

RECOMMENDED
MOUNTING HOLE
（建議架設孔）

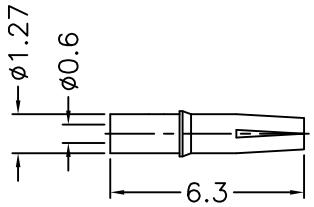

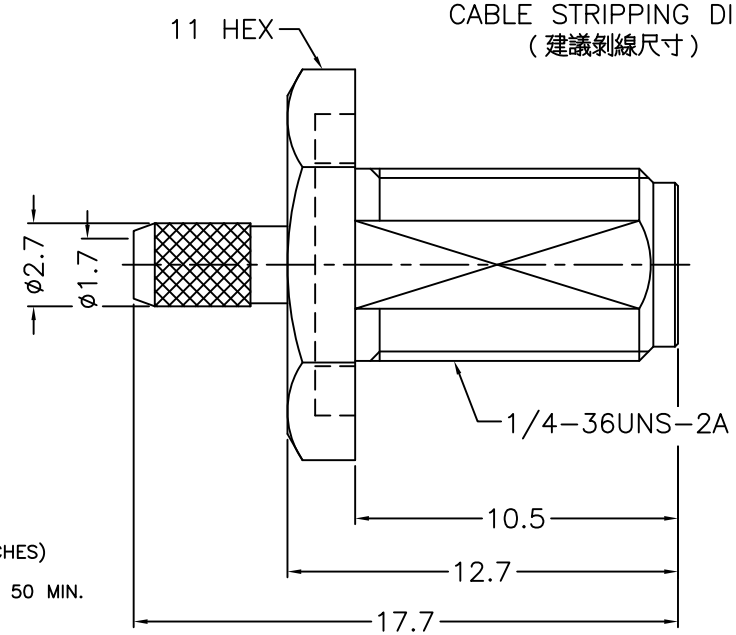

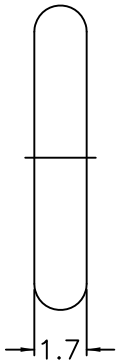

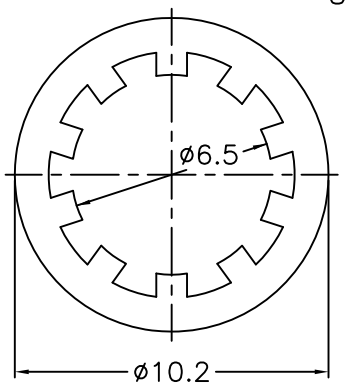

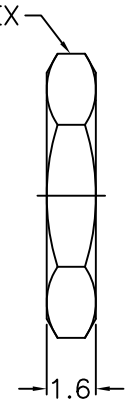

NOTES: FINISH (PLATING THICKNESS IN MICRO–INCHES)
1. BRASS
2. GOLD PL. 3 MIN. THICK OVER NICKEL PL. 50 MIN. THICK OVER COPPER PL. 50 MIN. THICK
3. BERYLLIUM COPPER
4. TEFLON
5. THIN GOLD OVER NICKEL PL. 50 MIN. THICK OVER COPPER PL. 50 MIN. THICK

1. CRIMPED FERRULE
   HEX CRIMP SIZE .128"
2. CONTACT PIN TO SOLDER
3. MAX. PANEL THICKNESS=2.4mm

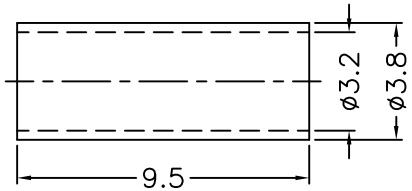

NO.	DESCRIPTION	MATERIAL	FINISH	Q'TY	DRAWING NO.
8	FERRULE	COPPER	NOTE 5	1	FR–32–38–95C
7	CONTACT PIN	NOTE 3	NOTE 2	1	1436–6411A2–6–0.6
6	HEX NUT	NOTE 1	NOTE 5	1	HN–8–1436–16
5	LOCK WASHER	NOTE 1	NOTE 5	1	LW–65–102–05
4	GASKET	SILICONE	RED	1	GS–65–99–17
3	RING	NOTE 1	NOTE 5	1	1436–6411A2–3
2	INSULATOR	NOTE 4	NATURAL	1	1436–6411A2–2–50T
1	BODY	NOTE 1	NOTE 5	1	1436–6411B5–1–02

DIMENSIONS ARE IN MILLIMETERS

UNLESS OTHERWISE SPECIFIED TOLERANCES
0.5–6 = ±0.2
6–30 = ±0.4
30–120 = ±0.6
120–315 = ±1
315–1000 = ±1.6
1000–2000 = ±2.4

SCALE 4/1 | ISSUE A

PART NO.

APPROVED DATE 03–14–'11

CHECKED DATE 03–14–'11

DRAWN DATE 03–14–'11

G.L.I.

TITLE SMA BULKHEAD CRIMP JACK (FOR RG–174/U, 188A/U, 316/U CABLE)

DRAWING NO. 1436–6411B5–02–50

FILE NO. R:\D\G\DWG\1436\6411B5\02\50