REVISIONS		
ISS	ZONE	DESCRIPTION\PER REQUEST\DATE
B	A–3	NO.4 WAS CHANGED\RD–DM080425004\04–25–'19
C	A–3	NO.4 WAS CHANGED\RD–DM080604001\06–04–'19
D	A–2	NO.3 WAS CHANGED\RD–DM090421001\04–21–'20

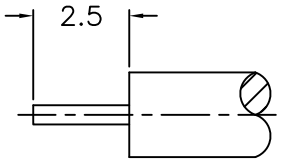

RECOMMENDED
CABLE STRIPPING DIM'S
（建議剝線尺寸）

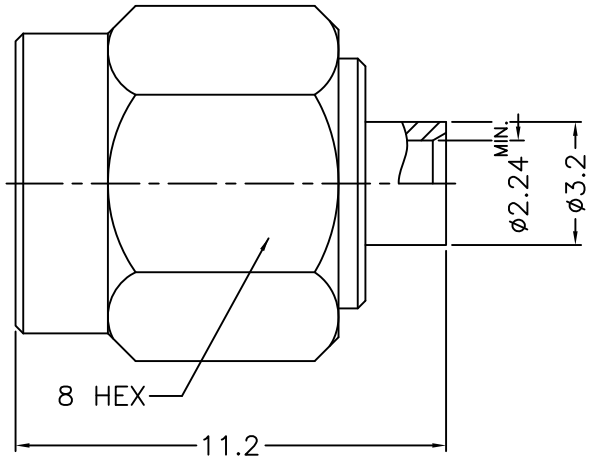

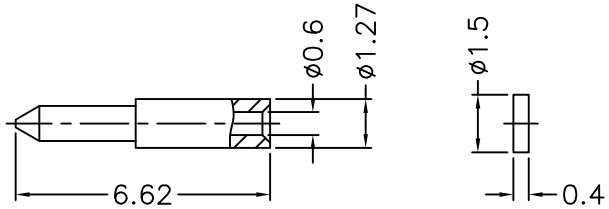

NOTES: FINISH (PLATING THICKNESS IN MICRO–INCHES)
1. BERYLLIUM COPPER
2. STAINLESS STEEL
3. GOLD PL. 5 MIN. THICK OVER ELECTROLESS NICKEL PL. 100 MIN. THICK
4. GOLD PL. 10 MIN. THICK OVER NICKEL PL. 50 MIN. THICK OVER COPPER PL. 50 MIN. THICK
5. NICKEL PL. 100 MIN. THICK OVER COPPER PL. 50 MIN. THICK
6. PASSIVATED
7. ULTEM 1000
8. PTFE

RoHS COMPLIANT

NO.	DESCRIPTION	MATERIAL	FINISH	Q'TY	DRAWING NO.
6	INSULATOR	NOTE 8	NATURAL	1	
5	CONTACT PIN	NOTE 1	NOTE 4	1	
4	INSULATOR	NOTE 7	NATURAL	1	
3	RETAINER RING	NOTE 1	NOTE 5	1	
2	BODY	NOTE 2	NOTE 3	1	
1	SHELL	NOTE 2	NOTE 6	1	

DIMENSIONS ARE IN MILLIMETERS

UNLESS OTHERWISE SPECIFIED TOLERANCES
0.5–6 = ±0.2
6–30 = ±0.4
30–120 = ±0.6
120–315 = ±1
315–1000 = ±1.6
1000–2000 = ±2.4

SCALE 5/1 | ISSUE D

PART NO.

APPROVED DATE 04–21–'20

CHECKED DATE 04–21–'20

DRAWN DATE 04–21–'20

G.L.I.

TITLE 2.92mm SEMI–RIGID PLUG (FOR .085, .086, RG–405/U CABLE)

DRAWING NO. 292–1181SA2–28–50

FILE NO. R:\D\DWG\292\1181SA2\28\50–D