REVISIONS		
ISS	ZONE	DESCRIPTION\PER REQUEST\DATE
A1	A-5	ADDED PART NO.\N/A\06-03-'14

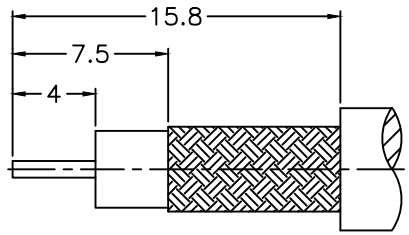

RECOMMENDED
CABLE STRIPPING DIM'S
（建議剝線尺寸）

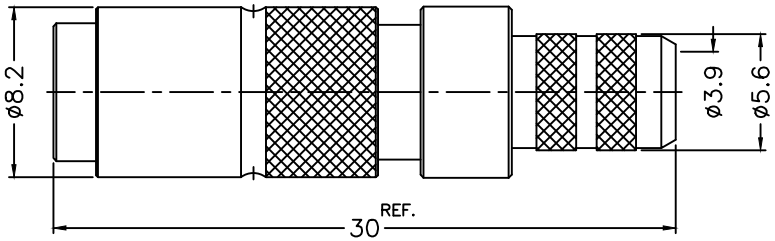

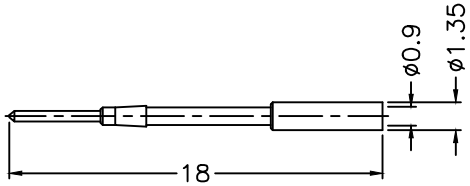

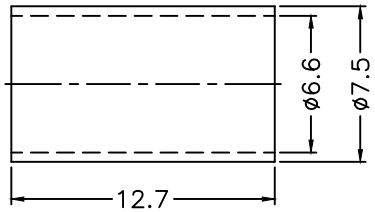

NOTES: FINISH (PLATING THICKNESS IN MICRO-INCHES)
1. BRASS
2. NICKEL PL. 100 MIN. THICK OVER COPPER PL. 50 MIN. THICK
3. BERYLLIUM COPPER
4. GOLD PL. 3 MIN. THICK OVER NICKEL PL. 50 MIN. THICK OVER COPPER PL. 50 MIN. THICK
5. TEFLON

NO.	DESCRIPTION	MATERIAL	FINISH	Q'TY	DRAWING NO.
10	FERRULE	NOTE 1	NOTE 2	1	FR-66-75-127
9	CONTACT PIN	NOTE 1	NOTE 4	1	300-1121A3-9 -0.9
8	BARREL	NOTE 1	NOTE 2	1	300-1121A3-8 -11
7	RING	NOTE 1	NOTE 2	1	300-1111A1-7
6	OUTER BODY	NOTE 1	NOTE 2	1	300-1111A1-6
5	SPRING	STAINLESS STEEL	NATURAL	2	300-1111A1-5
4	BALL	STAINLESS STEEL	NATURAL	3	300-1111A1-4
3	OUT CONTACT	NOTE 3	NOTE 4	1	300-1111A1-3
2	INSULATOR	NOTE 5	NATURAL	1	300-1121A3-2 -75T
1	BODY	NOTE 1	NOTE 2	1	300-1121A3-1

RoHS COMPLIANT

1. CRIMPED FERRULE
   HEX CRIMP SIZE .255"
2. CRIMPED CONTACT PIN
   SQ. CRIMP SIZE .043"

DIMENSIONS ARE IN MILLIMETERS

UNLESS OTHERWISE SPECIFIED TOLERANCES
0.5-6 = ±0.2
6-30 = ±0.4
30-120 = ±0.6
120-315 = ±1
315-1000 = ±1.6
1000-2000 = ±2.4

SCALE 3/1 | ISSUE A1

PART NO.

APPROVED DATE 06-03-'14

CHECKED DATE 06-03-'14

DRAWN DATE 06-03-'14

G.L.I.

TITLE
1.0/2.3 CRIMP PLUG
(FOR RG-59/U 20AWG, BELDEN 1505A)

DRAWING NO.
300-1121A3-11-75

FILE NO. R:\D\G\DWG\300\1121A3\11\75