REVISIONS		
ISS	ZONE	DESCRIPTION\PER REQUEST\DATE

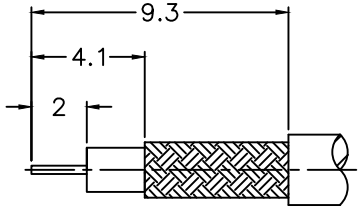

RECOMMENDED
CABLE STRIPPING DIM'S
（建議剝線尺寸）

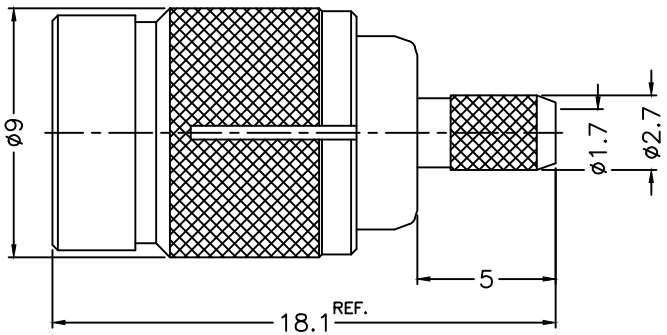

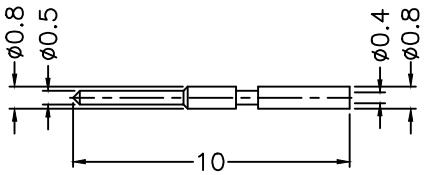

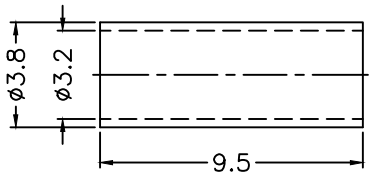

NOTES: FINISH (PLATING THICKNESS IN MICRO-INCHES)
1. BRASS
2. PHOSPHOR BRONZE
3. BERYLLIUM COPPER
4. NICKEL PL. 100 MIN. THICK OVER COPPER PL. 50 MIN. THICK
5. GOLD PL. 3 MIN. THICK OVER NICKEL PL. 50 MIN. THICK OVER COPPER PL. 50 MIN. THICK
6. TEFLON

1. CRIMPED FERRULE
HEX CRIMP SIZE .128"
2. CONTACT PIN TO SOLDER

RoHS COMPLIANT

NO.	DESCRIPTION	MATERIAL	FINISH	Q'TY	DRAWING NO.
8	FERRULE	NOTE 1	NOTE 4	1	FR-32-38-95
7	CONTACT PIN	NOTE 1	NOTE 5	1	300-1121B1-7 -0.4
6	OUT CONTACT	NOTE 2	NOTE 5	1	300-1121B1-6
5	INSULATOR	NOTE 6	NATURAL	1	300-1121B1-5 -75T
4	BARREL	NOTE 1	NOTE 4	1	300-1121B1-4 -03
3	SPRING	NOTE 3	NATURAL	1	300-1121B1-3
2	BODY	NOTE 1	NOTE 4	1	300-1121B1-2
1	SHEEL	NOTE 1	NOTE 4	1	300-1121B1-1

DIMENSIONS ARE IN MILLIMETERS
UNLESS OTHERWISE SPECIFIED TOLERANCES
0.5-6 = ±0.2
6-30 = ±0.4
30-120 = ±0.6
120-315 = ±1
315-1000 = ±1.6
1000-2000 = ±2.4

SCALE 4/1 | ISSUE A

PART NO.

APPROVED DATE 05-19-'16
CHECKED DATE 05-19-'16
DRAWN DATE 05-19-'16

G.L.I.

TITLE
1.0/2.3 CRIMP PLUG
(FOR RG-179/U CABLE)

DRAWING NO.
300-1121B1-03-75

FILE NO. R:\D\G\DWG\300\1121B1\03\75