REVISIONS		
ISS	ZONE	DESCRIPTION\PER REQUEST\DATE

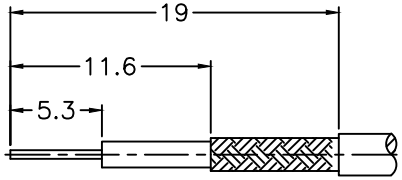

RECOMMENDED
CABLE STRIPPING DIM'S
（建議剝線尺寸）

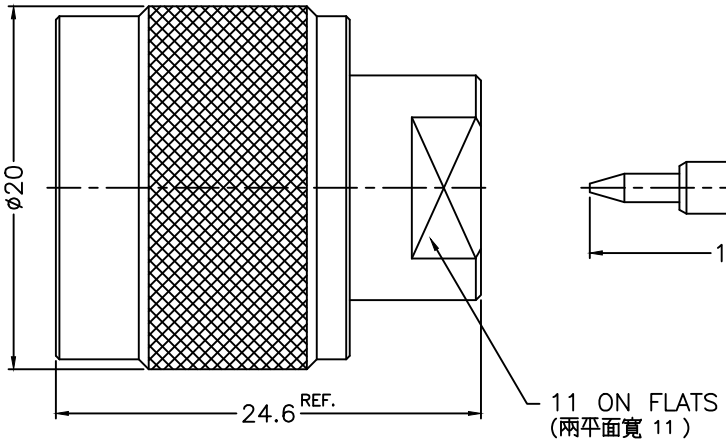

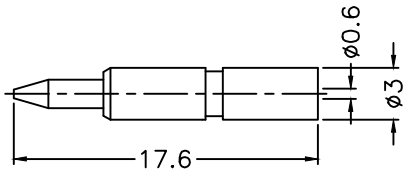

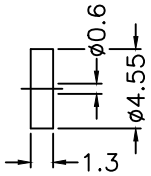

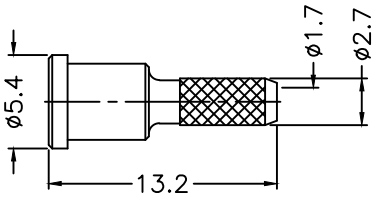

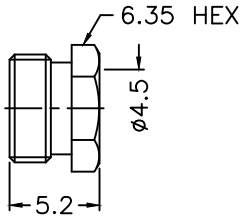

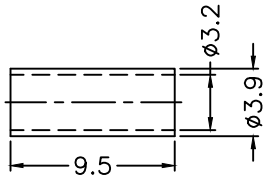

NOTES: FINISH (PLATING THICKNESS IN MICRO-INCHES)
1. BRASS
2. NICKEL PL. 100 MIN. THICK OVER COPPER PL. 50 MIN. THICK
3. GOLD PL. 3 MIN. THICK OVER NICKEL PL. 50 MIN. THICK OVER COPPER PL. 50 MIN. THICK
4. TEFLON

1. CRIMPED FERRULE
HEX CRIMP SIZE .128"
2. CRIMPED CONTACT PIN
HEX CRIMP SIZE .100"

NO.	DESCRIPTION	MATERIAL	FINISH	Q'TY	DRAWING NO.
11	FERRULE	NOTE 1	NOTE 2	1	FR-32-39-95
10	HEX NUT	NOTE 1	NOTE 2	1	HN-635-1436-52
9	BARREL	NOTE 1	NOTE 2	1	5824-1121G1-9-02
8	INSULATOR	NOTE 4	NATURAL	1	5824-1121G1-8T
7	CONTACT PIN	NOTE 1	NOTE 3	1	5824-1000-8-0.6
6	RETAINER RING	SUS 304	NATURAL	1	5824-1000-7
5	GASKET	SILICONE	RED	1	GS-80-156-15
4	CONTACT BODY	NOTE 1	NOTE 2	1	5824-1000-5
3	INSULATOR	NOTE 4	NATURAL	1	5824-1000-4A
2	BODY	NOTE 1	NOTE 2	1	5824-1121G1-2
1	SHELL	NOTE 1	NOTE 2	1	5824-1000-1

DIMENSIONS ARE IN MILLIMETERS

UNLESS OTHERWISE SPECIFIED TOLERANCES
0.5-6 = ±0.2
6-30 = ±0.4
30-120 = ±0.6
120-315 = ±1
315-1000 = ±1.6
1000-2000 = ±2.4

SCALE 2.5/1 | ISSUE A

PART NO.

APPROVED DATE 02-27-'13

CHECKED DATE 02-27-'13

DRAWN DATE 02-27-'13

G.L.I.

TITLE
N CRIMP PLUG
(FOR RG-174, 188A, 316, LMR100)

DRAWING NO.
5824-1121G1-02-50

FILE NO. R:\D\G\DWG\5824\1121G1\02\50