REVISIONS		
ISS	ZONE	DESCRIPTION\PER REQUEST\DATE

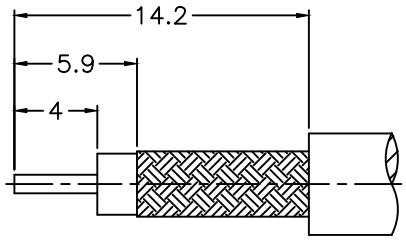

RECOMMENDED
CABLE STRIPPING DIM'S
（建議剝線尺寸）

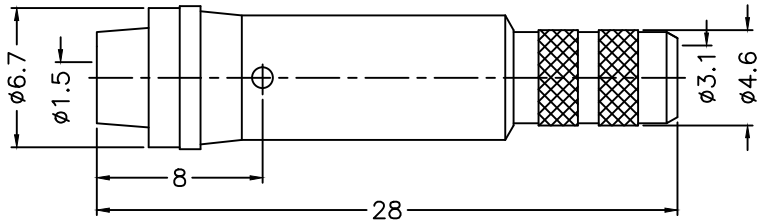

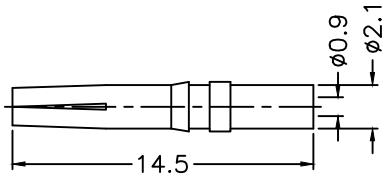

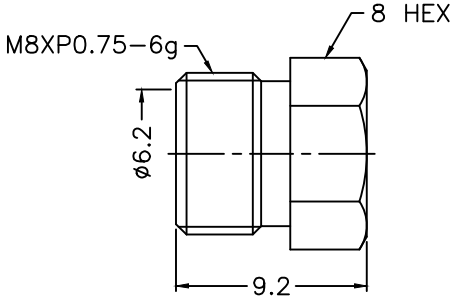

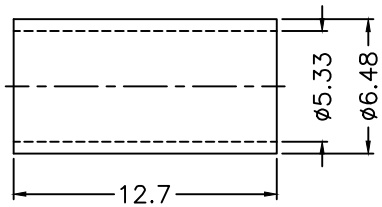

NOTES: FINISH (PLATING THICKNESS IN MICRO-INCHES)
1. BRASS
2. NICKEL PL. 100 MIN. THICK OVER COPPER PL. 50 MIN. THICK
3. PHOSPHOR BRONZE
4. GOLD PL. 3 MIN. THICK OVER NICKEL PL. 50 MIN. THICK OVER COPPER PL. 50 MIN. THICK
5. TEFLON

1. CRIMPED FERRULE HEX CRIMP SIZE .213"
2. CRIMPED CONTACT PIN HEX CRIMP SIZE .068"

NO.	DESCRIPTION	MATERIAL	FINISH	Q'TY	DRAWING NO.
5	FERRULE	COPPER	NOTE 2	1	FR-533-648-127C
4	HEX NUT	NOTE 1	NOTE 2	1	HN-8-8075-92
3	CONTACT PIN	NOTE 3	NOTE 4	1	8075-6000-3-0.9
2	INSULATOR	NOTE 5	NATURAL	1	8075-6000-2-50T
1	BODY	NOTE 1	NOTE 2	1	8075-6121A1-1 -06

DIMENSIONS ARE IN MILLIMETERS

UNLESS OTHERWISE SPECIFIED TOLERANCES
0.5-6 = ±0.2
6-30 = ±0.4
30-120 = ±0.6
120-315 = ±1
315-1000 = ±1.6
1000-2000 = ±2.4

SCALE 3/1 | ISSUE A

PART NO.

APPROVED DATE 07-21-'10
CHECKED DATE 07-21-'10
DRAWN DATE 07-21-'10

G.L.I.

TITLE
FME ROTATING NIPPLE
(FOR RG-58, 58A, 58C, 141, LMR195)

DRAWING NO.
8075-6121A1-06-50

FILE NO. R:\D\G\DWG\8075\6121A1\06\50